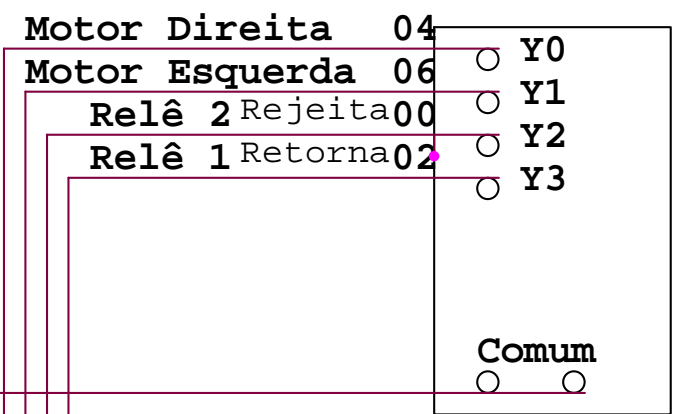
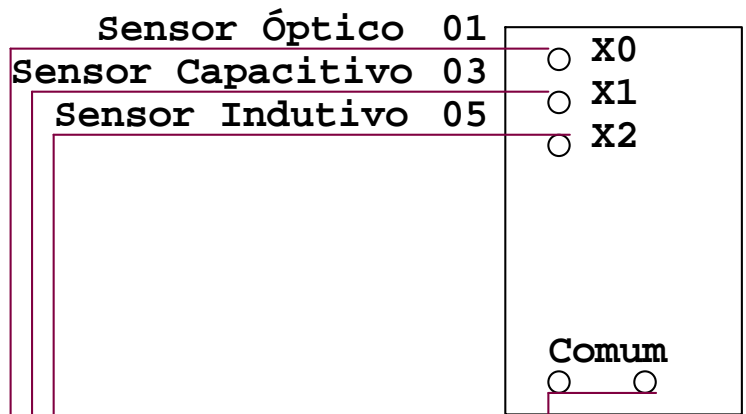
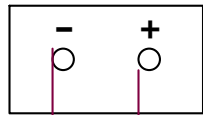
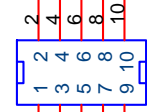


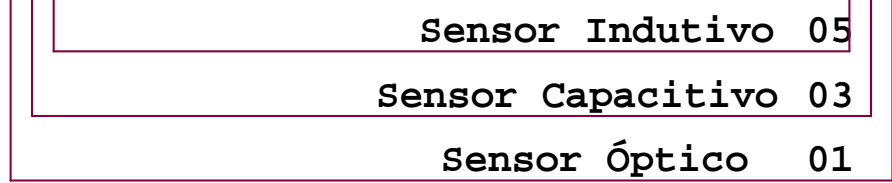
Fonte 24 Volts



CLP FP0



Conector Esteira



Title		
Conexão do cabo da Esteira com o Painel do CLP FP0		
Size	Document Number	Rev
A	<Doc>	<RevCode>
Date:	Tuesday, April 08, 2008	Sheet 1 of 1

Numeração dos Pinos do cabo de Interface entre o CLP (FP0) e a Esteira

No. do Pino	Função	Cor do Pino
+	Vcc = 24 v	Vermelho
-	Terra	Azul
06	Motor Esquerda	Preto
04	Motor Direita	Preto
02	Rele 1 (Retorna)	Verde
00	Rele 2 (Rejeita)	Verde
01	Sensor óptico	Amarelo
03	Sensor Capacitivo	Amarelo
05	Sensor Indutivo	Amarelo